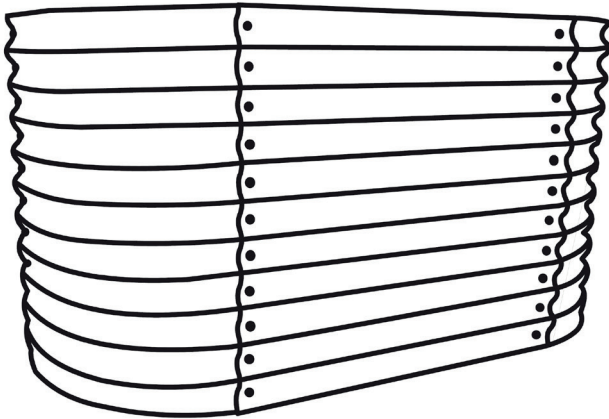




blumfeldt

Metall-Hochbeet



10031119 10031120

Sehr geehrter Kunde,

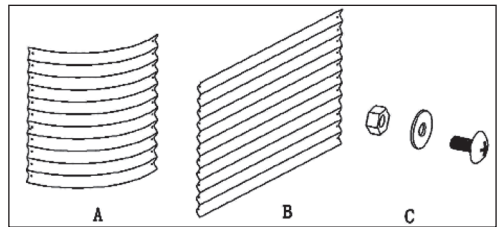
wir gratulieren Ihnen zum Erwerb Ihres Gerätes. Lesen Sie die folgenden Hinweise sorgfältig durch und befolgen Sie diese, um möglichen Schäden vorzubeugen. Für Schäden, die durch Missachtung der Hinweise und unsachgemäßen Gebrauch entstehen, übernehmen wir keine Haftung.

Technische Daten

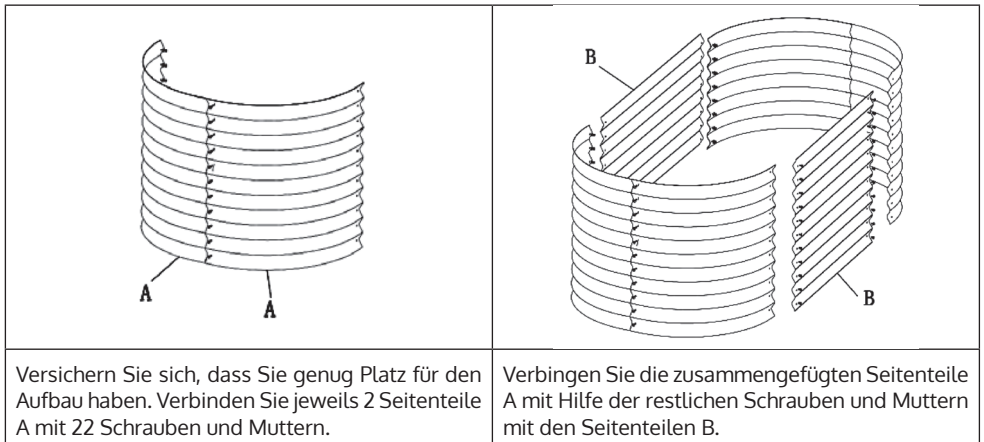
Artikelnummer	10031119, 10031120
Abmessungen	200 cm x 100 cm x 80 cm

Lieferumfang

- Seitenteil A (840 mm x 800 mm) - 4x
- Seitenteil B (1050 mm x 800 mm) - 2x
- Schrauben und Muttern C - 66x



Zusammenbau



Hersteller: Chal-Tec GmbH, Wallstraße 16, 10179 Berlin, Deutschland.

Dear Customer,

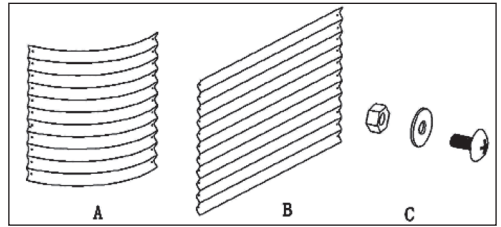
Congratulations on purchasing this equipment. Please read this manual carefully and take care of the following hints to avoid damages. Any failure caused by ignoring the mentioned items and cautions mentioned in the instruction manual are not covered by our warranty and any liability.

Technical Data

Item number	10031119, 10031120
Dimensions	200 cm x 100 cm x 80 cm

Packing Content

- Side panel A (840 mm x 800 mm) - 4x
- Side panel B (1050 mm x 800 mm) - 2x
- Screws and nuts C - 66x



Assembly

<p>The diagram shows two curved side panels, labeled 'A', being joined together at their ends. Arrows indicate the direction of assembly.</p>	<p>The diagram shows two straight side panels, labeled 'B', being joined together at their ends. Arrows indicate the direction of assembly.</p>
Ensure you have a clear work space before beginning. Take 1x A and 1 x A and join together using 22x C. Repeat Step 1 for other A and B sides.	Once shape is formed correctly, tighten all nuts and bolts.

Producer: Chal-Tec GmbH, Wallstraße 16, 10179 Berlin, Germany.

Estimado cliente,

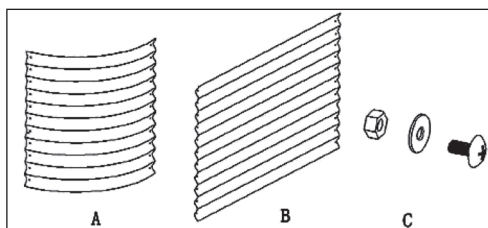
Le felicitamos por la adquisición de este producto. Lea atentamente el siguiente manual y siga cuidadosamente las instrucciones de uso con el fin de evitar posibles daños. La empresa no se responsabiliza de los daños ocasionados por un uso indebido del producto o por haber desatendido las indicaciones de seguridad.

Datos técnicos

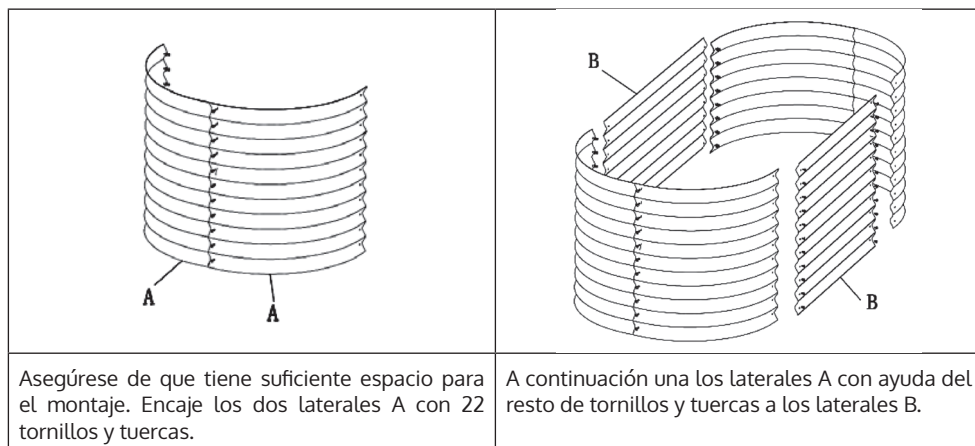
Número de artículo	10031119, 10031120
Dimensiones	200 cm x 100 cm x 80 cm

Contenido del envío

- Lateral A (840 mm x 800 mm) - 4x
- Lateral B (1050 mm x 800 mm) - 2x
- Tornillos y tuercas C - 66x



Montaje



Asegúrese de que tiene suficiente espacio para el montaje. Encaje los dos laterales A con 22 tornillos y tuercas.

A continuación una los laterales A con ayuda del resto de tornillos y tuercas a los laterales B.

Fabricante: Chal-Tec GmbH, Wallstraße 16, 10179 Berlín (Alemania).

Chère cliente, cher client,

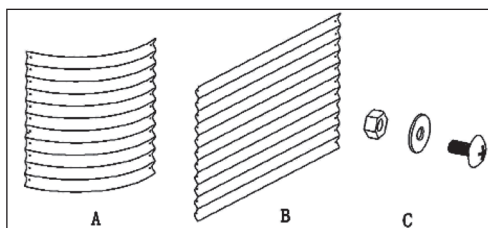
Toutes nos félicitations pour l'acquisition de ce nouvel appareil. Veuillez lire attentivement et respecter les instructions de ce mode d'emploi afin d'éviter d'éventuels dommages. Nous ne saurions être tenus pour responsables des dommages dus au non-respect des consignes et à la mauvaise utilisation de l'appareil.

Fiche technique

Numéro d'article	10031119, 10031120
Dimensions	200 cm x 100 cm x 80 cm

Contenu de la livraison

- Panneau latéral A (840 mm x 800 mm) - 4x
- Panneau latéral B (1050 mm x 800 mm) - 2x
- Vis et écrous C - 66x



Montage

A diagram showing two curved side panels, labeled 'A', being joined together. Arrows indicate the direction of assembly, showing the panels being pushed together to form a cylindrical shape.	A diagram showing two larger side panels, labeled 'B', being joined together. Arrows indicate the direction of assembly, showing the panels being pushed together to form a cylindrical shape.
S'assurer que l'on dispose de suffisamment de place pour le montage. Assembler 2 panneaux latéraux A avec 22 vis et écrous.	Assembler les deux panneaux latéraux A déjà assemblés aux panneaux latéraux B avec le reste des vis et des écrous.

Fabricant : Chal-Tec GmbH, Wallstraße 16, 10179 Berlin, Allemagne.

Gentile cliente,

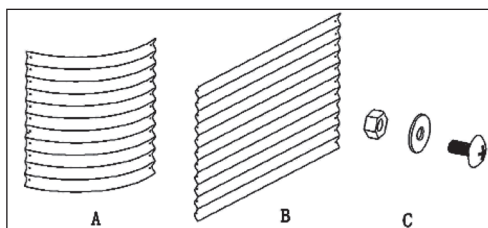
La ringraziamo per aver acquistato il nostro prodotto. La preghiamo di leggere attentamente le seguenti istruzioni e di seguirle per evitare eventuali danni. Non ci assumiamo alcuna responsabilità per danni derivati da una mancata osservazione delle avvertenze di sicurezza e da un uso improprio del dispositivo.

Dati tecnici

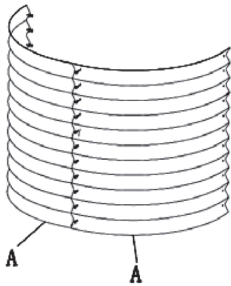
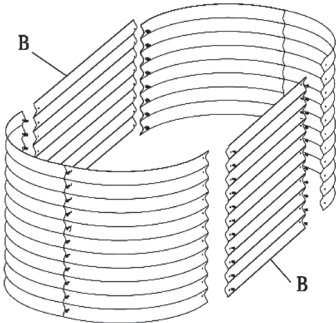
Articolo numero	10031119, 10031120
Dimensioni	200 cm x 100 cm x 80 cm

Consegna

- Componente laterale A (840 mm x 800 mm) - 4x
- Componente laterale B (1050 mm x 800 mm) - 2x
- Viti e dadi C - 66x



Assemblaggio

	
Assicurarsi di disporre dello spazio necessario per l'assemblaggio. Collegare 2 componenti laterali per volta utilizzando 22 viti e dadi.	Collegare i componenti laterali assemblati (A) ai componenti laterali (B) utilizzando le viti e i dadi rimanenti.

Produttore: Chal-Tec GmbH, Wallstraße 16, 10179 Berlino, Germania.